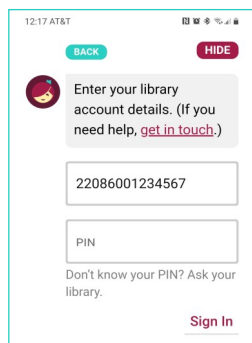
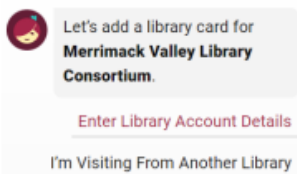

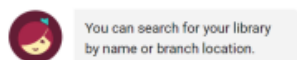


Getting Started

- Download the Libby app from your App Store on your device
- Open the app
- Libby will ask if you have a library card. Choose **Yes** (If not contact your library)
- Libby will guide you through adding your library and library card:



Enter your entire library card number and PIN

If you don't know the PIN, contact your library

You are now ready to start reading!

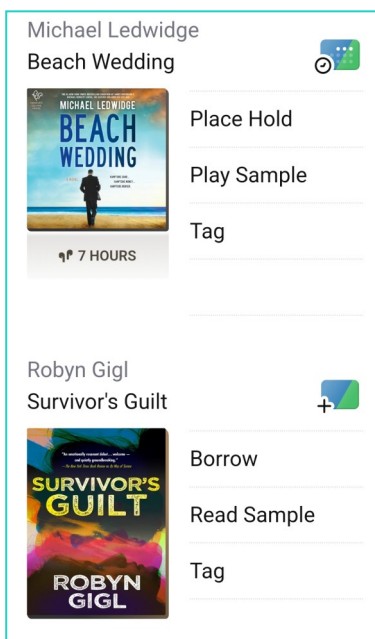
Did you know? In addition to MVLC, there are 7 other Massachusetts Library Networks (Boston Public Library, CLAMS, CW MARS, SAILS, MLN, NOBLE, OCLN) you can log into with your credentials! Repeat the process to add each of these in Libby, and login with your library card to gain access to even more free digital content!

Navigating the App

Icons at the bottom of the screen



- Search by title or author**
- Browse library's new, popular and curated collections**
- See your library card information, change settings, and get help**
- View your current loans, holds, and titles you have tagged**
- Look back at your checkout history**



Earbud icon indicates audiobook format

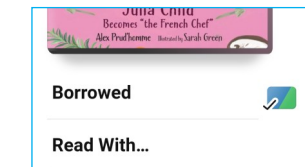
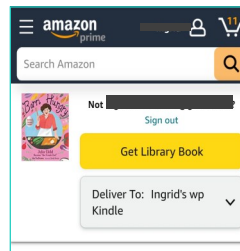

Wait list
This icon means the title is currently unavailable
Tap **Place Hold**

Available
This icon means the title is currently available
Tap **Borrow** to checkout

Reading and Returning

- Once you have borrowed an eBook, tap the **bookshelf icon** at the bottom of your screen

- Tap **Read With**



- Select **Libby** to read on your phone or tablet
- Select **Kindle** to read with your Kindle reader
- When you select **Kindle** you will be taken to Amazon, log into your account and tap the **Get Library Book** button
- The eBook will be delivered to your Kindle

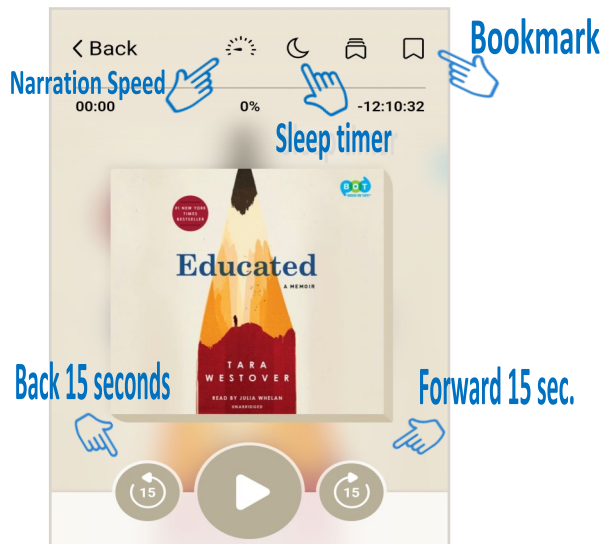
Books are automatically returned to the library on their due date.

To Return Early . . .

- Tap the **shelf icon**
- Tap **LOANS** at the top of the screen
- Tap **Manage**
- Tap **Return Early** and then tap **Return**


Audiobooks

- After borrowing an audiobook, tap **Open Audiobook** then tap the **play/pause** button





- You can adjust narration speed, set a sleep-timer, move forward or back 15 seconds and create bookmarks (Libby will remember your place!)

Magazines

- To find magazines tap  Search
- Select **Magazines**
You can then refine by subject, and select the title and issue you want to check out.
- Magazines do not count toward your total number of Checkouts



Helpful Tips

- You can checkout books from anywhere in the world as long as you have an internet connection.
- Titles will automatically return themselves on the due date, no action is needed on your part.
- If a book is returned before you finish, you can check it out again and Libby will remember your place.
- The default checkout length is 14 days.
- For MVLC, you can check out 5 items at a time and you can have 10 items on hold.
- Digital books are not unlimited in quantity so there may be holds on the book you want. Tap  to see the estimated wait time.
- There is no limit on magazine checkouts.
- The time listed beside earbuds is the total playing time.
- Your card can be used at Library networks throughout the state!
Tap  Search then tap on the Merrimack Valley Library Consortium. Select 'Add Library'. Use this to search other libraries. For example, search the Beverly Public Library and you'll see NOBLE Network. Select that and 'Sign In With My Card'. Enter your library card number and PIN. All your loans will appear in the same place, and you can switch between Library Collections.

Questions?

Contact us at 978-352-5728

www.georgetownpl.org

Last updated 4/9/2025



QUICK START GUIDE

Borrow ebooks, audiobooks & magazines

GPL
Georgetown Peabody
LIBRARY