

## FAQs:

### Do I need an internet connection?

Only to browse the catalog and for your download and first access of a book.

### Can I renew a book?

Yes! You can renew a book directly through the app as early as four days before the title expires! Under “My Stuff” tap on the book cover, tap the Renew button, and confirm for another two weeks to enjoy your books.

If there are holds on the item it will not be eligible for renewal, but you can always place another hold.

### Can I return an eBook early?

Yes! Tap the cover from your Checked Out list in the app, and then tap *Return*.

### What formats can I use with the Axis360 app?

Axis360 ebook & audiobook.

### What if I borrowed an ePub?

ePub files can be read on a computer with Adobe Digital Editions or through an ereader app such as BlueFire that uses ADE authentication.


### Can I borrow a Kindle ebook?

Unfortunately the only Kindles that Axis360 works with are 3rd generation or newer Kindle Fires.

Use these instructions for smartphones, tablets, and color e-readers including:

- Devices running iOS 7 or newer
- Devices running Android 4.2 or newer
- Kindle Fire, 3rd gen or newer

Instructions for how to use Axis 360 with a desktop, Mac or Windows, as well as how to use it with a traditional B&W e-reader are essentially identical to how to handle OverDrive on a desktop or with a traditional B&W e-reader (check out and download EPUB through Adobe Digital Editions).



<http://ebooks.masslibsystem.org/>

### More Questions?

Contact your local MVLC library staff with any further questions or concerns.

Last updated: 7/8/2016

Borrow eBooks  
and Audio Books  
with your

Smartphone/  
Tablet

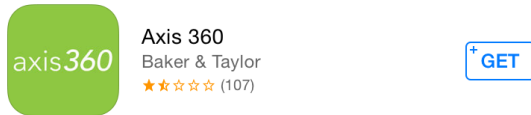
# Axis360

<http://peabody.axis360.baker-taylor.com/>



## 1. Install App

- Search for *Axis 360* in your app store.




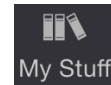
- Install the free app. Your device password may be required to authorize installation.
- On first use, open app and search for your home library from the drop-down list.
- Login using your library card and password. Check “Remember Me” to save your credentials.
- You are now ready to browse and borrow!

## 2. Explore

- The Axis 360 app opens up to the library collection, displaying new and featured titles in the collection.
- Search for a title you wish to borrow—you can browse by subject or search by author, title, or keyword.
- You can sort your search results by *Popularity*, *Publication Date*, *Title*, or *Author*, and filter by *Format* (ebook or audiobook) and *Availability*.



- Tap on a book to learn more, and tap Checkout to borrow. If a title is unavailable, you can always Place a Hold (email address required).
- You can find your items and holds under the “My Stuff” section of the app, identifiable by the little book icon.
- Tap *Continue* to read your downloaded item!



- If the book does not automatically download, tap Download to add to app.

## 3. Tips & Tricks

- There’s no need to do anything when you’ve finished your book—they automatically return!
- If you don’t know your library account password don’t worry! Your local library can reset it for you.
- At any given time you can have up to three items checked out and up to five items on hold.